


# WIND ENERGY CORPORATE PPAs ARE BOOMING

## SINCE 2013 CORPORATES HAVE SIGNED FOR 4.7 GW OF WIND ENERGY THROUGH PPAs

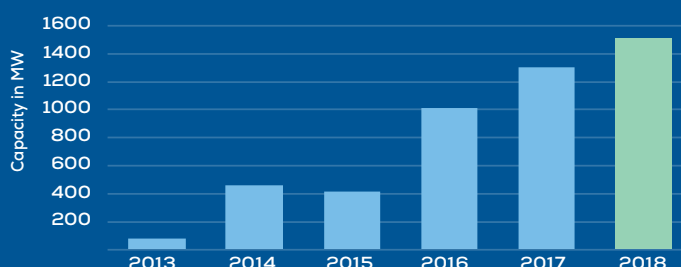
This is almost equivalent to Denmark's total wind energy capacity. 85% of all corporate PPAs (Power Purchase Agreements) signed so far were with wind.



## 2018 WAS A RECORD YEAR FOR CORPORATES BUYING WIND ENERGY

Corporates signed a record 1.5 GW of wind energy capacity through PPA deals in 2018.

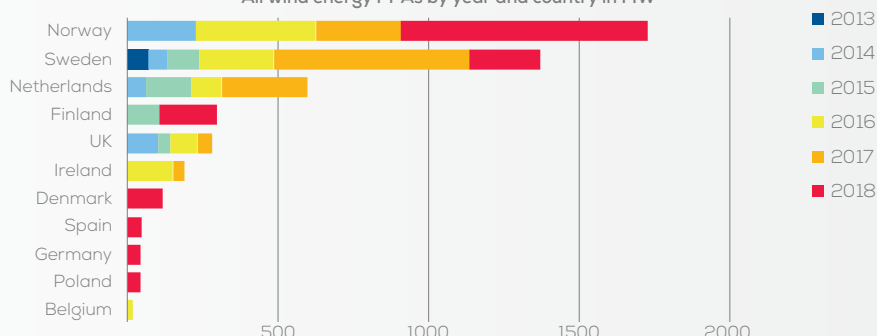
Wind energy-based corporate PPAs by year



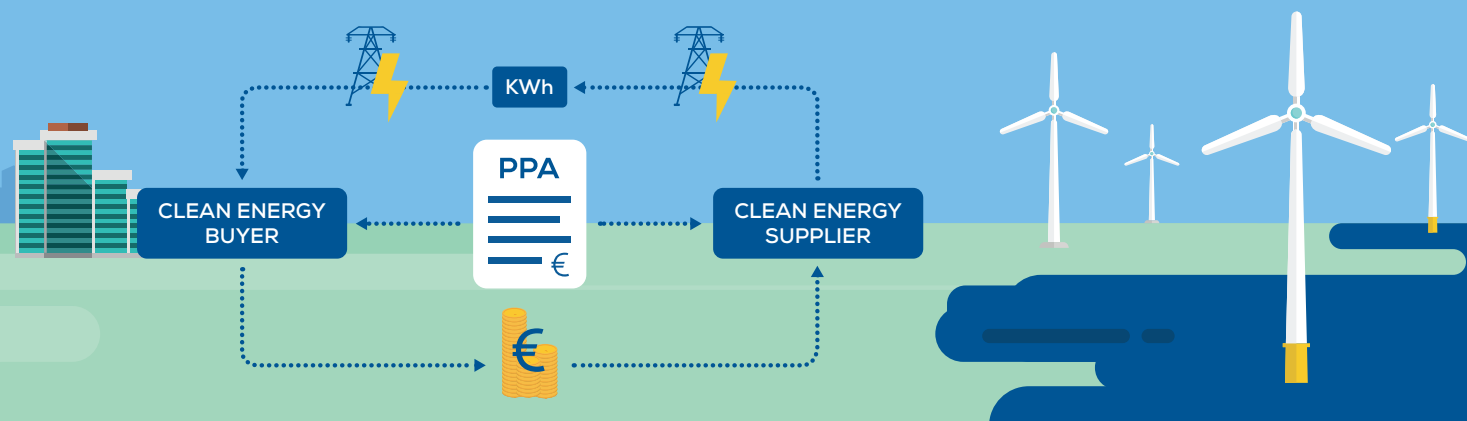
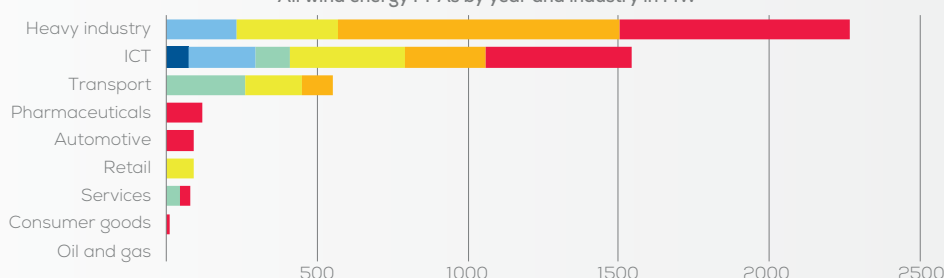
## KEY TRENDS:

- Manufacturing have now signed more wind PPAs than ICT. Aluminium is the leader. Chemicals, steel, pharmaceuticals and automotive also have them.
- PPAs are spreading to more countries. Germany, Spain and Poland saw their first deals in 2018.
- Offshore wind now has its first PPA (Kriegers Flak in the Baltic).
- 15 years fixed prices is now a norm, though one aluminium deal is 29 years.

All wind energy PPAs by year and country in MW



All wind energy PPAs by year and industry in MW



**If you want to know more about corporate renewable  
PPAs, join us at RE-Source 2019 in Amsterdam!**



**2-3  
October**

**Amsterdam**  
Okura Hotel



**RE-Source**

European platform for corporate  
renewable energy sourcing

**2019**

2-3 October  
Amsterdam

## Connecting renewable energy buyers and sellers

### TOPICS INCLUDE:

- ⬡ Corporate sourcing strategies and business models
- ⬡ Markets and regulation
- ⬡ Demand growth and diversification: How to turn 50 corporates into 50,000?
- ⬡ Innovation
- ⬡ Standardisation
- ⬡ Guarantees of origin
- ⬡ Cities and local authorities

[resource-event.eu](http://resource-event.eu)

Organised by:



In collaboration with:

