




 SHORELINE

ExecutionTM

CONSTRUCTION AND O&M MANAGEMENT


Optimize wind farm construction and maintenance

Simulate complex supply chain, field service, and equipment performance scenarios with speed and precision and maximize deployment capacity with far less spend.



GAIN ACTIONABLE, DATA-BASED INSIGHTS

Break free from the limitations of customized ERP and maximize production capability and revenue with accurate and realistic full lifecycle modeling.



INCREASE PRODUCTION AND AVAILABILITY

Vastly reduce manual input and costly human error by leveraging the power of automation to generate work orders, assign personnel and manage resources.



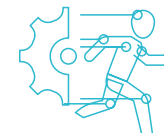
CONNECT PEOPLE AND DATA ACROSS PROJECTS

Achieve safer and more responsive operations and increase cross-collaboration among teams by connecting people and data across projects and lifecycle phases.



STREAMLINE REPORTING AND COMPLIANCE

Significantly increase reporting turnaround with on-demand, data-rich DPR, timeline, KPI and other report and analytics generation in any format.



QUICKLY IDENTIFY AND RESOLVE ROADBLOCKS

Save up to 10% OPEX by optimizing scheduling, re-planning, dispatching and deployment with real-time complex field service scenario visualizations.

Out-of-the-box modular solutions

ENTERPRISE ASSET MANAGEMENT

Gain unprecedented and complete overview over your entire field of operations.

NEXTGEN CMMS

Simulate and analyze resource planning and required reporting in one comprehensive data dashboard.

MARINE COORDINATION

Coordinate complex vessel management, site overview and personnel tracking.

WORK SCHEDULE OPTIMIZATION

Reduce costly downtime and rescheduling with weather and manifest data integrations.

CONSTRUCTION MANAGEMENT

Significantly reduce spend and increase time-to-production via intelligent, full lifecycle modeling simulations.

FIELD SERVICE

Transform operations through intelligent service optimization.

DPR & ADVANCED REPORTING

Ensure transparency and compliance and reduce off-time with advanced digital reporting.

Improve cross-industry operations with one intelligent solution

Streamline all facets of wind farm design, construction and O&M lifecycle management with unified, plug 'n' play modules.

Shoreline's unified cloud-based asset performance management solution serves the entire wind renewables lifecycle – from monitoring and operations to compliance and reporting – empowering stakeholders to achieve safer, more efficient operations, and increased production.

Maximize efficiency and create cost-saving workflows with industry-specific modules that seamlessly integrate within your existing operations framework and require minimal development and onboarding.

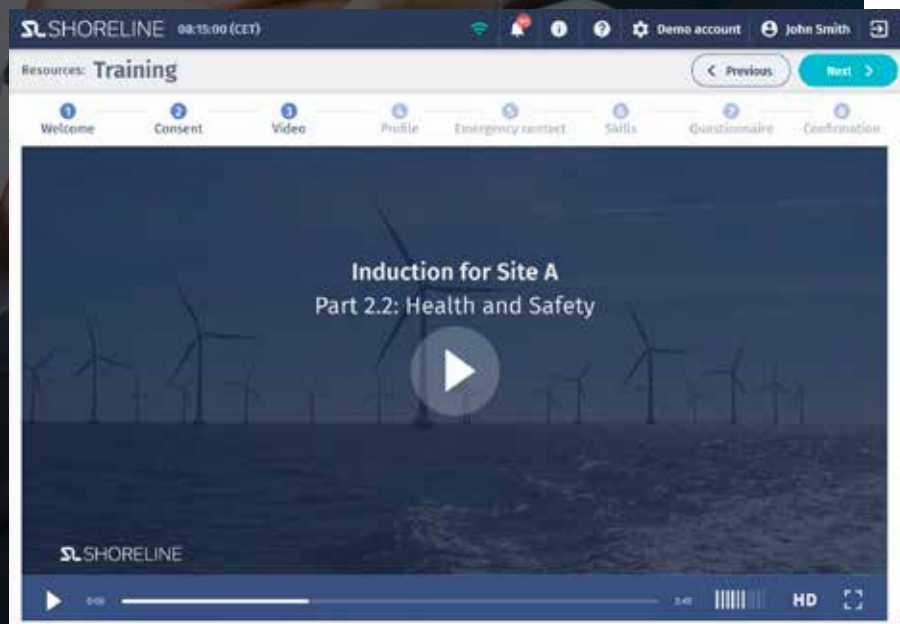


SHORELINE'S EXECUTION™ MODULE CAPABILITIES INCLUDE:

- ✓ **CUSTOMIZED TRAINING AND ONBOARDING**
- ✓ **CONSOLIDATED SITE OVERVIEW**
- ✓ **INTELLIGENT LOCATION TRACKING**
- ✓ **ADVANCED WEATHER ANALYSIS**
- ✓ **EFFICIENT TRANSFER MANIFESTING**
- ✓ **INTUITIVE RESOURCE MANAGEMENT AND PLANNING**
- ✓ **WORK ORDER MANAGEMENT AND PLANNING WITH SHORELINE'S SCHEDULE OPTIMIZATION™ ENGINE**

Customized Training and Onboarding

Streamline personnel onboarding processes and ensure standards and reporting compliance.



PERSONNEL ONBOARDING

Consolidate required training and induction materials including videos, articles, and testing in one portal.



DOCUMENTATION

Keep personnel records and documentation accurate and current with data integration.



CERTIFICATION & COMPLIANCE

Create onboarding and safety certification checklists for effortless, pre-deployment compliance.



WINDA & OTHER INTEGRATIONS

Seamlessly integrate personnel data with WINDA and other generic APIs.

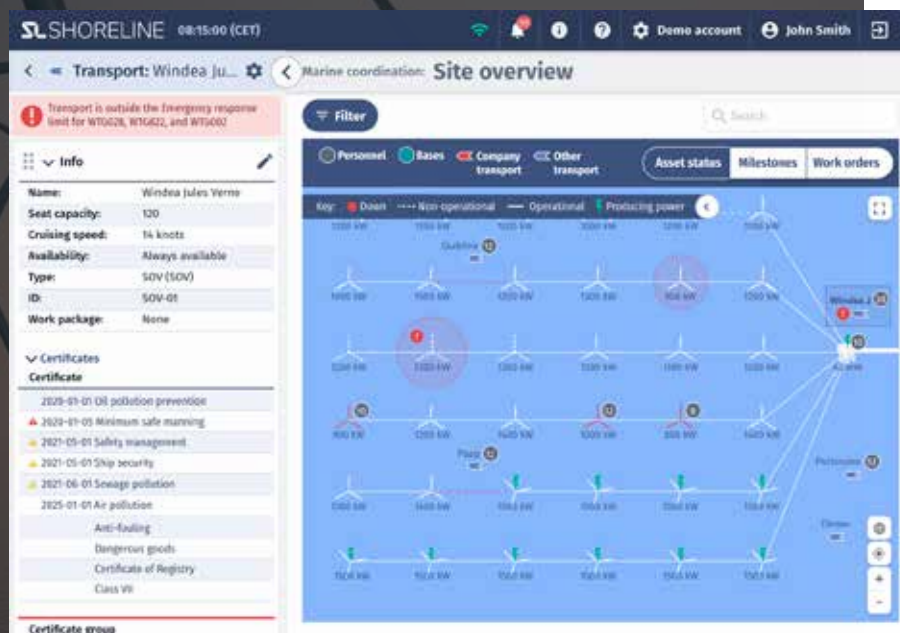


EXPIRATION ALERTS

Generate certificate and training expiration alerts and forgo unnecessary downtime or rescheduling.

Complete site overview

Consolidate site location, status and progress information in one comprehensive, interactive map view.



DETAILED MAP DATA

Easily select and view detailed data on various assets, transports and bases located throughout your site map.



REAL-TIME PROGRESS MONITORING

Track real-time progress of contractual milestones, asset status, work completion and overall project health.



PERSONALIZED VIEWS

Apply flexible filters to customize your map views and quickly shift between asset status, milestones or work progress views.

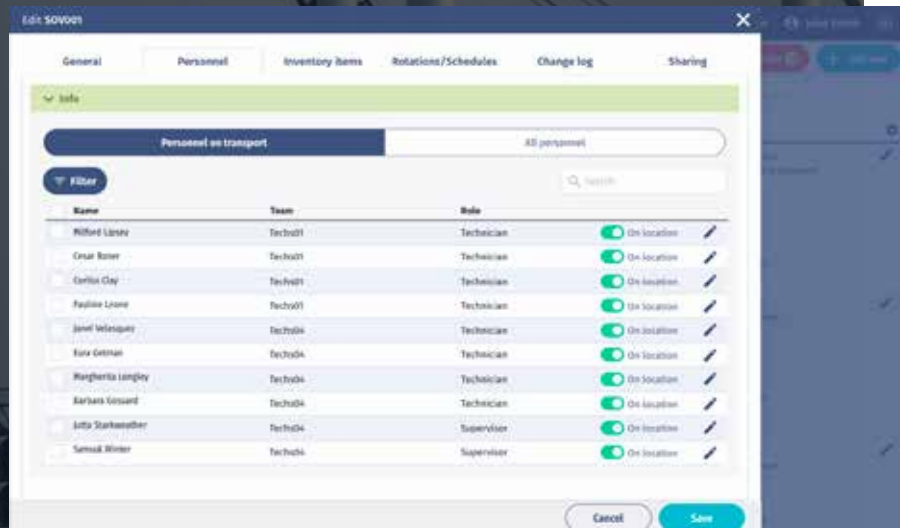


HISTORIC DATA

Automatically record, sort, and retrieve historic data within any given time frame for quick and thorough analyses.

Intelligent location tracking

Continuously monitor personnel, transports, inventory and cargo position with AIS location tracking.



The screenshot shows the 'Edit SOVDON' window with the 'Personnel' tab selected. It displays a table of personnel on transport, including names, teams, roles, and location status. The table has columns for Name, Team, Role, and a status column with a toggle switch and an edit icon. The status column shows 'On location' for all personnel.

Name	Team	Role	Status
Wilfred Linder	Techn01	Technician	On location
Oran Rømer	Techn01	Technician	On location
Carlus Clay	Techn01	Technician	On location
Pauline Lyone	Techn01	Technician	On location
Josel Velasquez	Techn04	Technician	On location
Eira Gertsen	Techn04	Technician	On location
Wangherika Jongley	Techn04	Technician	On location
Barbara Vossard	Techn04	Technician	On location
Jutta Starkweather	Techn04	Supervisor	On location
Semak Winter	Techn04	Supervisor	On location



LOCATION TRACKING

Utilize state-of-the-art AIS data to track and export personnel, inventory and transport locations within an interactive map.



CHECK IN / OUT TECHNOLOGY

Receive new location check in notifications on your phone or tablet when entering the vicinity of a registered site, asset or transport.



TRANSPORT LOCATION WARNINGS

Assign emergency response limits and asset exclusion zones, and track when transports are approaching or breaching parameters.

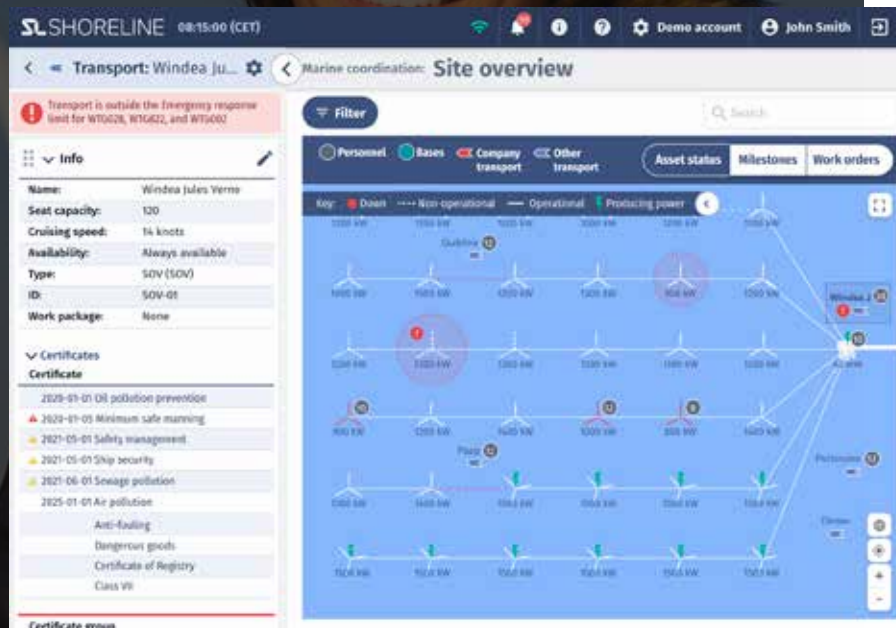


INTEGRATIONS

Integrate personnel tracking and entry/exit systems with any AIS provider, and easily display transports and site proximity.

Defect Tracking

Track planned and completed inspections on vessels, cranes, vehicles and other assets.



REAL-TIME MAP DISPLAY

Retrieve current asset status and quickly identify defects for easy resolution management.



HIRE/OFF-HIRE & INSPECTIONS

Manage hire/off-hire and inspection intervals with ease in one unified interface.



COMPLIANCE REPORTING

Stay compliant with crane and other equipment certification and documentation.



TRACK NON-CONFORMITIES & DEFECTS

Annotate, create and file detailed asset non-conformity and defect reports.

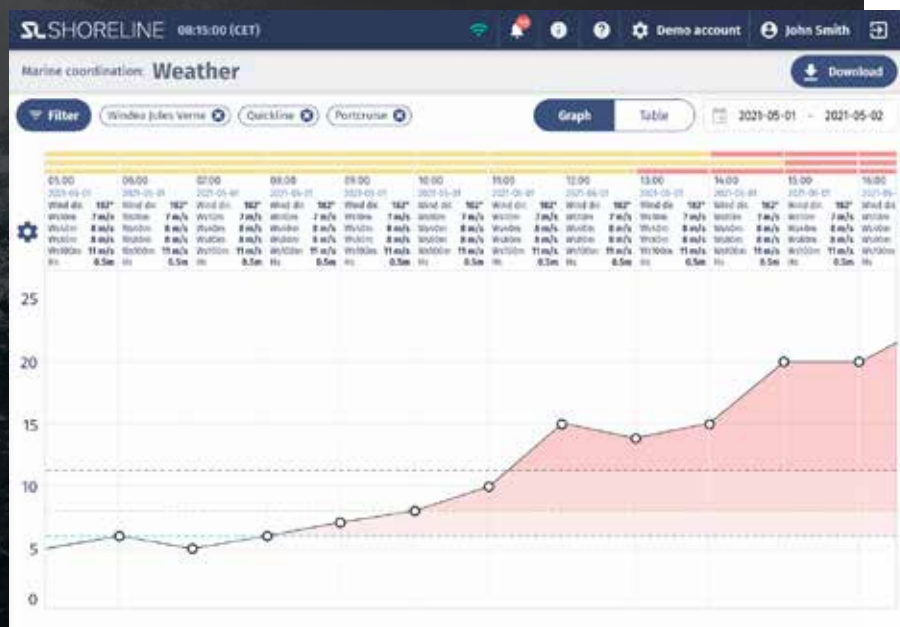


DOWNTIME & RESOURCE OVERSIGHT

Record and retrieve downtime and resource usage stats of required inspections and repairs.

Advanced weather analysis

Gain a complete weather data picture with internal and third-party weather data integrations.



WEATHER PATTERN AND TRENDS OVERSIGHT

Consolidate your existing data and third-party weather sources such as StormGeo, ConWX and others, to monitor and analyze historical and forecast weather data.



WEATHER-RELATED EVENT ASSESSMENT

Reduce risk and costly rescheduling by utilizing advanced weather pattern data to optimize planning.



ADVERSE WEATHER ALERTS

Instantly receive notifications when weather forecasts breach vessel limitations.

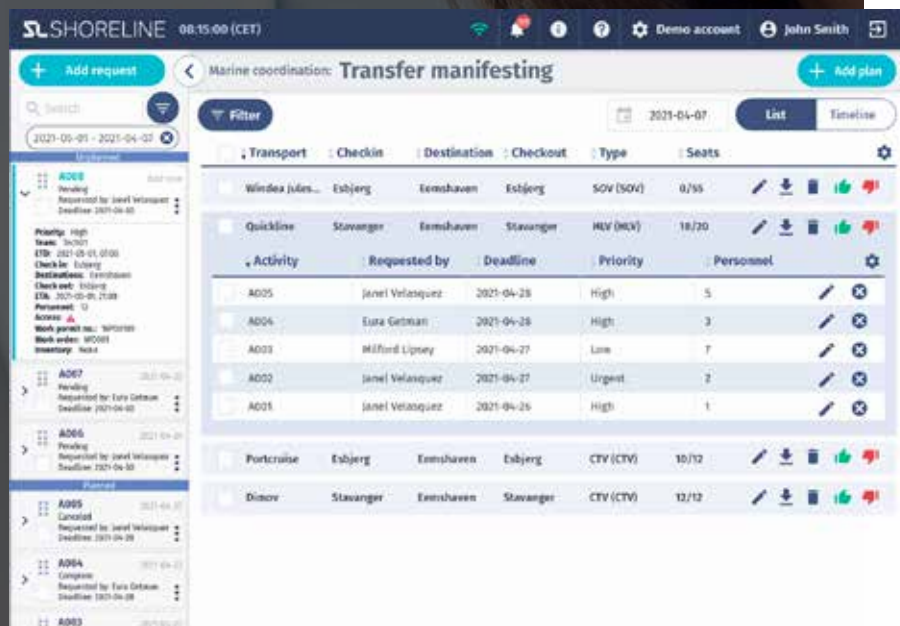


LIVE WEATHER INTEGRATIONS

Link to wave buoy/wave radar on site with live weather data integration.

Efficient transfer manifesting

Effortlessly dispatch plans and automatically generate required on-and-offshore transfer manifests.



Transport	Checkin	Destination	Checkout	Type	Seats
Windea Jules...	Esbjerg	Eemshaven	Esbjerg	SOV (SOV)	0/55
Quickline	Stavanger	Eemshaven	Stavanger	MLV (MLV)	18/30
Activity	Requested by	Deadline	Priority	Personnel	
A005	Janel Velasquez	2021-04-28	High	5	
A006	Eura Getman	2021-04-28	High	3	
A007	Willford Lipsey	2021-04-27	Low	7	
A008	Janel Velasquez	2021-04-27	Urgent	2	
A009	Janel Velasquez	2021-04-26	High	1	
Portcruise	Esbjerg	Eemshaven	Esbjerg	CTV (CTV)	10/12
Dinov	Stavanger	Eemshaven	Stavanger	CTV (CTV)	12/12



WORK PLAN DISTRIBUTION

Activate and dispatch work plans to technicians and stakeholders.



MANIFEST IMPORT & EXPORT

Quickly import manifest data, enter specific criteria, and generate and download final manifests within one fully customizable template.



PERSONNEL, INVENTORY & DANGEROUS GOODS

Add personnel, teams and inventory data to transfer manifests, and quickly and accurately track dangerous goods.

United work permit management

Create, approve, reject and manage permits to work in one unified system, including Risk Assessment and Method Statements (RAMs), and Lock Out Tag Out (LOTO) referencing.

Edit permit to work: example number

Public data Private data

Details

Permit type: [dropdown] Site: [dropdown] Asset: [dropdown] Work package: [dropdown]

Planned period: [dropdown] Work order: [dropdown] Special rules: [dropdown]

Special rule

Special rule	Description
High voltage safety rules	<Rule description>
Wind turbine safety rules	<Rule description>

Notes

RAM name	Document link
<RAM name>	<RAM link url>

Comments

Cancel Save



PERMIT REQUEST SAFETY RULES

Create permit requests that include special rule standards such as high voltage and wind turbine safety.



RAMS AND DOCUMENT LIBRARY

Add references to Risk Assessment and Method Statements (RAMs) and link pre-approved method statements and risk analyses.



LOCK OUT TAG OUT (LOTO)

Track the status of LOTOs used for isolating mechanical and electrical systems during work, to ensure safe working conditions.



MISSING PERMITS AND SITE MAP OVERVIEW

Receive notifications if work is planned without required permits and view permits assigned to assets and personnel in one map view.

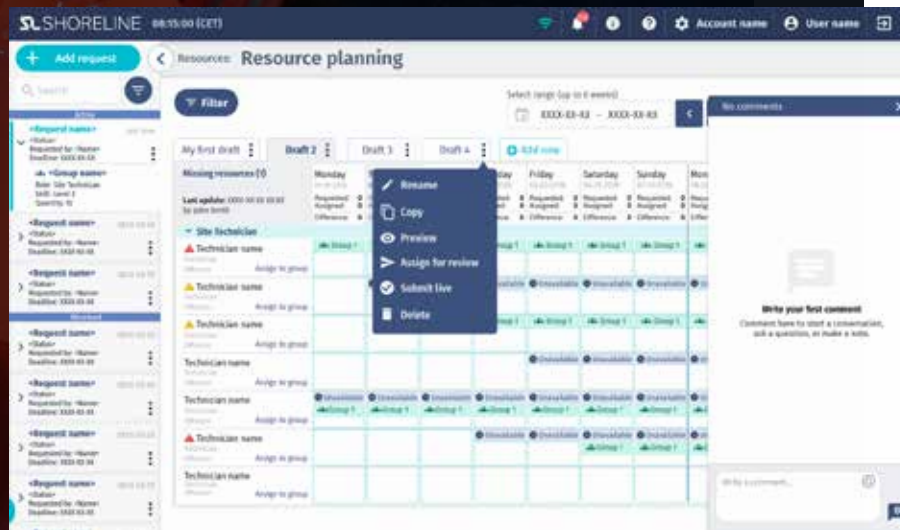


APPROVAL FLOW AND STATUS MONITORING

Send permit requests in-app or via email, approve or reject with optional comments, and monitor status before order implementation.

Intuitive resource management & planning

Manage and access complete transport, resource, and personnel profiles, availability and compliance data in one central location.



DETAILED RESOURCE PROFILING

Create resource profiles containing detailed contact information, weather limits, locations, cost, fuel consumption, activity duration, availabilities, and more.



ASSET, SCHEDULE & COMPLIANCE TRACKING

Track inventory, work schedules, rotations and monitor transport and personnel certification compliance.



EXPIRATION ALERTS

Receive timely in-app notifications in advance of certificate expiration.



FLEXIBLE RESOURCE DATA MANAGEMENT

Easily manage resource data, or send resource requests requesting manpower and logistics, in-app, or generate CSV for quick download.



RESOURCE OPTIMIZATION

Resolve resource requests, build draft plans, and account for resource constraints, gaps and impact pre-deployment. Locate the right resource by prioritizing those with the highest availability match.

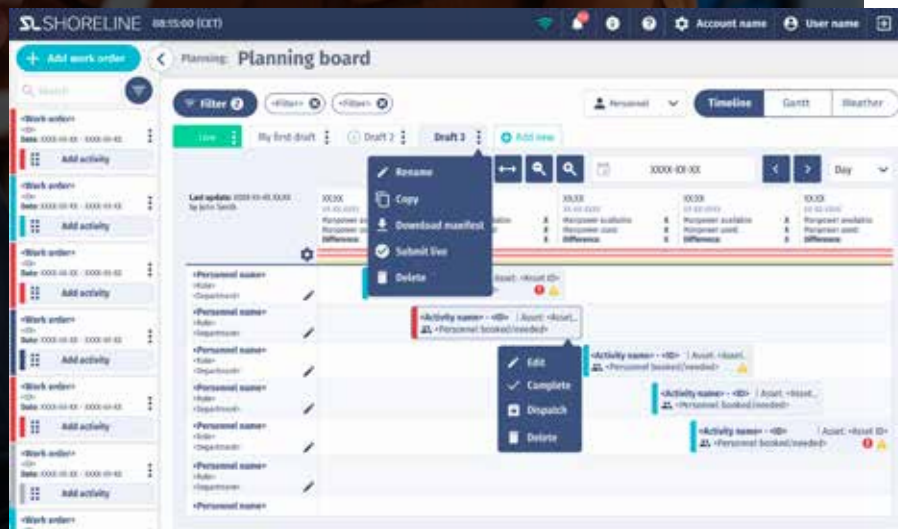


CROSS-TEAM COMMUNICATION

Encourage dynamic communication between stakeholders using the in-app commenting feature.

Automate work order management & planning

Generate optimal, executable plans based on resource availability, weather, activity prioritization and duration in a single click with Shoreline's Schedule Optimization™ engine.



SHORT, MID AND LONG TERM PLANNING

Create short, mid, and long-term business case or tenders Gantt charts for export to Primavera and MS Project.



ACCURATE RESOURCE FORECASTING

Simulate unlimited resource scenarios and accurately forecast productivity and utilization.



FLEXIBLE RESOURCE UTILIZATION

Increase project deadline fulfilment by creating and comparing multiple simulations utilizing varying resources and virtually identifying and resolving bottlenecks.



MANUAL PROCESS REDUCTION

Speed up routine tasks and reduce errors by scheduling work with minimal manual handling of last minute changes or adverse events.

Automated Notifications

Reduce costly errors and minimize downtime with customizable, cross-team automated warnings and alerts.



DPR APPROVALS

Receive notifications when progress reports are awaiting review and approval.



PLANNED WORK CONFLICTS

Receive notifications when work orders plans fall outside of campaign dates.



INVENTORY STOCK LEVELS

Receive an alert whenever inventory items need to be re-ordered or restocked.



MISSING PERMITS

Receive notifications when work orders are planned without correct work authorization or permits.



OVERBOOKED RESOURCE

Receive notifications when personnel and transports have been overbooked.



EXPIRED SKILLS AND CERTIFICATION

Receive notifications when planned transports or personnel have inadequate or expired skills and certificates.



DANGEROUS WEATHER

Receive advance warning when severe weather impacts planned activities, or breaches the weather limitations on the assigned transports.



UNAUTHORIZED TRANSPORT

Receive an alert when unauthorized transports breach exclusion zones or site boundaries.

Daily progress reporting (DPR)

Ensure transparency and compliance and reduce downtime with advanced digital reporting.

Report title	Generated by	Date created	Version	Approved by	Status
Table content	Table content	Table content	Table content	Table content	Draft
Table content	Table content	Table content	Table content	Table content	Draft
Table content	Table content	Table content	Table content	Table content	Draft
Table content	Table content	Table content	Table content	Table content	Draft
Table content	Table content	Table content	Table content	Table content	Draft
Table content	Table content	Table content	Table content	Table content	Draft
Table content	Table content	Table content	Table content	Table content	Draft
Table content	Table content	Table content	Table content	Table content	Locked
Table content	Table content	Table content	Table content	Table content	Locked
Table content	Table content	Table content	Table content	Table content	Pending
Table content	Table content	Table content	Table content	Table content	Pending
Table content	Table content	Table content	Table content	Table content	Rejected
Table content	Table content	Table content	Table content	Table content	Signed
Table content	Table content	Table content	Table content	Table content	Rejected
Table content	Table content	Table content	Table content	Table content	Signed



DIGITAL SIGNATURES

Eliminate tedious sending, printing, signing, scanning, and uploading with easy, safe & secure digital signatures.



CONSOLIDATED DATA

Continuously monitor asset and personnel progress, cost, production, effectiveness, and more.



EASY DATA EXPORT

Easily create and share customized reports and business cases with stakeholders, clients and colleagues.



CUSTOMIZABLE DASHBOARD

Filter views to focus on desired data & outputs in one fully customizable dashboard.

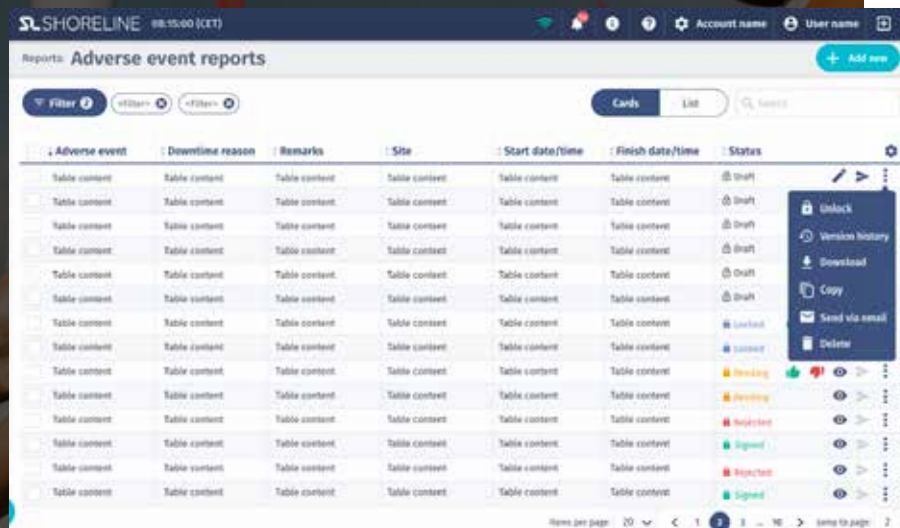


COLLABORATIVE WORKSPACE

Centralize data and enable collaboration across teams and with outside clients/contractors.

QHSE adverse events

Create adverse event reports including downtime details, photographic evidence, and assign actions to responsible personnel.



Adverse event	Downtime reason	Remarks	Site	Start date/time	Finish date/time	Status
Table content	Table content	Table content	Table content	Table content	Table content	Draft
Table content	Table content	Table content	Table content	Table content	Table content	Draft
Table content	Table content	Table content	Table content	Table content	Table content	Draft
Table content	Table content	Table content	Table content	Table content	Table content	Draft
Table content	Table content	Table content	Table content	Table content	Table content	Draft
Table content	Table content	Table content	Table content	Table content	Table content	Draft
Table content	Table content	Table content	Table content	Table content	Table content	Draft
Table content	Table content	Table content	Table content	Table content	Table content	Draft
Table content	Table content	Table content	Table content	Table content	Table content	Draft
Table content	Table content	Table content	Table content	Table content	Table content	Draft
Table content	Table content	Table content	Table content	Table content	Table content	Draft
Table content	Table content	Table content	Table content	Table content	Table content	Draft
Table content	Table content	Table content	Table content	Table content	Table content	Draft
Table content	Table content	Table content	Table content	Table content	Table content	Draft
Table content	Table content	Table content	Table content	Table content	Table content	Draft



REPORT GENERATION

Report weather, EHS and other adverse events impact details including downtime, affected work, teams and transports, and more.



TRACK WITH EASE

Gain complete oversight of QHSE events such as weather and vessel downtime, custody issues, and delays.

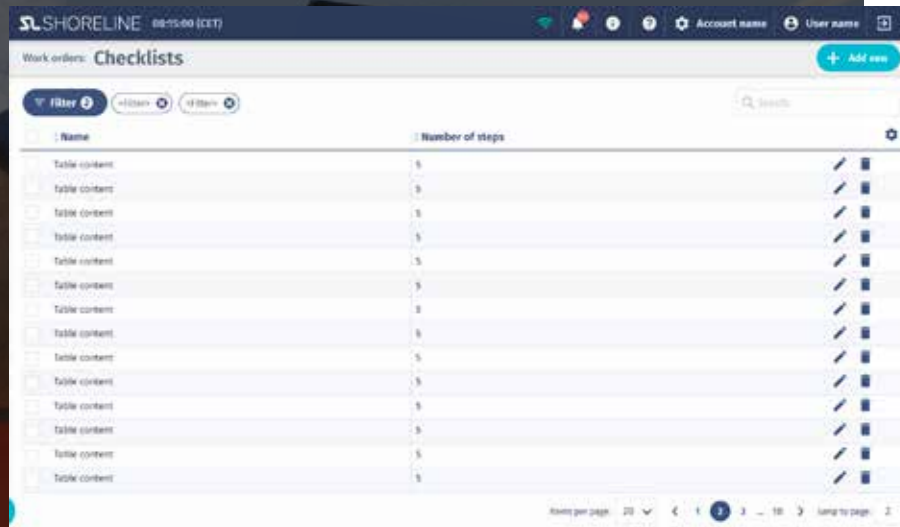


EXPORT & ANALYZE FINDINGS

Utilize customizable dashboards to analyze data and communicate findings and case data with stakeholders and clients.

Inspection checklists

Create, assign and complete checklists on work orders and activities to monitor complete and outstanding tasks.



Name	Number of steps
Table content	5
Table content	5
Table content	5
Table content	5
Table content	5
Table content	5
Table content	5
Table content	5
Table content	5
Table content	5
Table content	5
Table content	5
Table content	5
Table content	5
Table content	5



INSPECTIONS

Easily manage inspections by creating and assigning checklists to work orders.



CHECKLIST TEMPLATES

Create and maintain reusable maintenance checklist templates in one central location.



ATTACHMENTS AND PHOTO UPLOADS

Upload photos and attachments to detail checklist item instructions, or as inspection evidence.

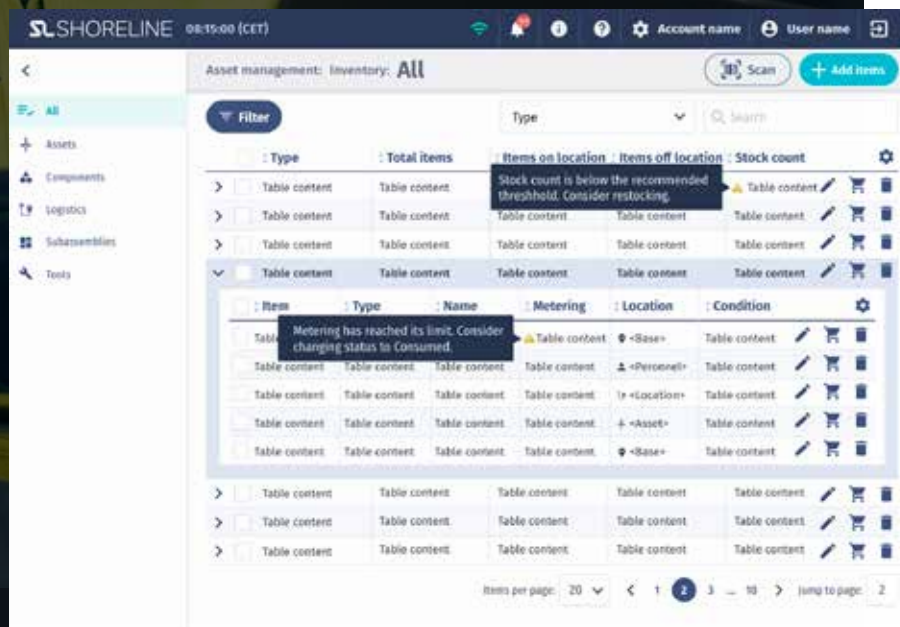


OFFLINE CAPABILITIES

Offline mode allows checklist updates under any conditions.

Real-time inventory tracking

Register, track and manage components, subassemblies, logistical tools and materials in one consolidated, intuitive system.



CUSTOM STOCK LEVELS

Avoid over and under-stocking items by setting maximum and minimum stocking limits.



LOCATION REGISTRATION

Use barcode scanning to easily register item location and quickly assign to a person, asset, base etc.



COST MANAGEMENT

Track cost specifications via a comprehensive inventory dashboard, including unit and rental costs in any currency.



QR AND BARCODE SCANNING

Scan item QR and barcodes and maintain a current inventory of available parts for any asset.



LIFECYCLE AND CONDITION STATUS METERING

Manage metering, lifecycle, expiration and shelf life, and keep track of defected and damaged items with condition status logging.



BOOKING SYSTEM

Easily book, reserve, and monitor inventory availability for upcoming work activities.

Work order progress

Gain a consolidated status overview of project and work order progress and quickly flag issues or delays.

SHORELINE 08:15:00 (CET)

Dashboard: Work order progress

Download PDF Download CSV

Filter Filter Filter

Sort By Name A-Z

Table Graphs

Progress: 0% 25-75% 100% Default view

<Asset Name>	<Asset Name>	<Asset Name>	<Asset Name>	<Asset Name>	<Asset Name>	<Asset Name>	<Asset Name>
Long work order name... 8000-00-00 Progress: 100%	Long work order name... 8000-00-00 Progress: 100%	Long work order name... 8000-00-00 Progress: 100%	Long work order name... 8000-00-00 Progress: 100%	Long work order name... 8000-00-00 Progress: 100%	Long work order name... 8000-00-00 Progress: 100%	Long work order name... 8000-00-00 Progress: 100%	Long work order name... 8000-00-00 Progress: 100%
Long work order name... 8000-00-00	Long work order name... 8000-00-00	Long work order name... 8000-00-00	Long work order name... 8000-00-00	Long work order name... 8000-00-00	Long work order name... 8000-00-00	Long work order name... 8000-00-00	Long work order name... 8000-00-00
Long work order name... 8000-00-00	Long work order name... 8000-00-00	Long work order name... 8000-00-00	Long work order name... 8000-00-00	Long work order name... 8000-00-00	Long work order name... 8000-00-00	Long work order name... 8000-00-00	Long work order name... 8000-00-00
Long work order name... 8000-00-00	Long work order name... 8000-00-00	Long work order name... 8000-00-00	Long work order name... 8000-00-00	Long work order name... 8000-00-00	Long work order name... 8000-00-00	Long work order name... 8000-00-00	Long work order name... 8000-00-00
Long work order name... 8000-00-00	Long work order name... 8000-00-00	Long work order name... 8000-00-00	Long work order name... 8000-00-00	Long work order name... 8000-00-00	Long work order name... 8000-00-00	Long work order name... 8000-00-00	Long work order name... 8000-00-00
Long work order name... 8000-00-00	Long work order name... 8000-00-00	Long work order name... 8000-00-00	Long work order name... 8000-00-00	Long work order name... 8000-00-00	Long work order name... 8000-00-00	Long work order name... 8000-00-00	Long work order name... 8000-00-00
Long work order name... 8000-00-00	Long work order name... 8000-00-00	Long work order name... 8000-00-00	Long work order name... 8000-00-00	Long work order name... 8000-00-00	Long work order name... 8000-00-00	Long work order name... 8000-00-00	Long work order name... 8000-00-00
Long work order name... 8000-00-00	Long work order name... 8000-00-00	Long work order name... 8000-00-00	Long work order name... 8000-00-00	Long work order name... 8000-00-00	Long work order name... 8000-00-00	Long work order name... 8000-00-00	Long work order name... 8000-00-00
Long work order name... 8000-00-00	Long work order name... 8000-00-00	Long work order name... 8000-00-00	Long work order name... 8000-00-00	Long work order name... 8000-00-00	Long work order name... 8000-00-00	Long work order name... 8000-00-00	Long work order name... 8000-00-00



PROGRESS MONITORING

Easily monitor the progress and status of site, project or team work orders.



DASHBOARD ANALYSIS

Toggle between table and graph views to visualize data within interactive charts.



DIGITAL SHARING

Digitally share progress reports with clients or management to ensure transparency and version control.



DATA EXPORTS

Export data in PDF or CSV format for easy reporting.

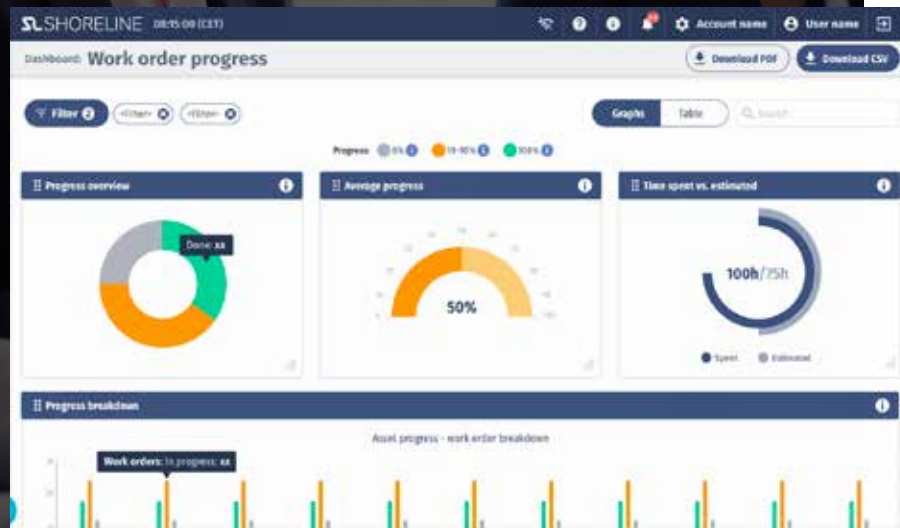


PERSONALIZED DATA VIEWS

Filter information by work, packages, departments, statuses and assets.

Dashboard analytics

Analyse and compare trends and forecasts of various metrics with customizable and exportable dashboards.



COMPREHENSIVE DATA ANALYSIS

Analyze various data including actual vs. planned work, transfers, fuel consumption, POB, weather, progress, production and more.



PRODUCTION LOSS TROUBLESHOOTING

Examine the effects of progress, utilization, early production and more to identify the root causes of production losses.



FORMATTED DATA EXPORTS

Export data in PDF or CSV formats for easy reporting.

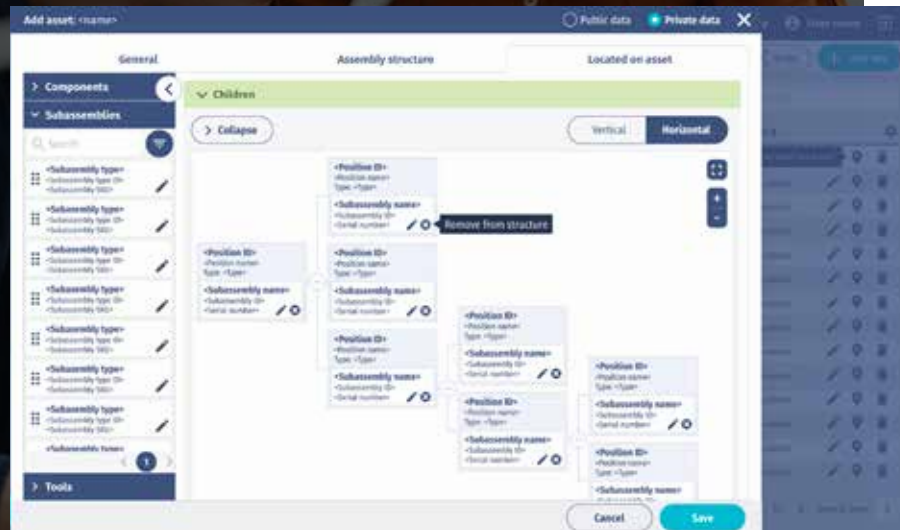


PERSONALIZED DATA DASHBOARDS

Apply custom filters and date ranges for a focused and personalized search.

Optimal asset management

Create and manage a full database of items for easy inventory tracking and site installation monitoring.



BILL OF MATERIALS

Manage bill of materials on assets and define component, subassembly and tool types.



ASSET REGISTRY

Manage a database of assets, subassemblies, components, tools and logistics, and track locations, conditions, availability and more.

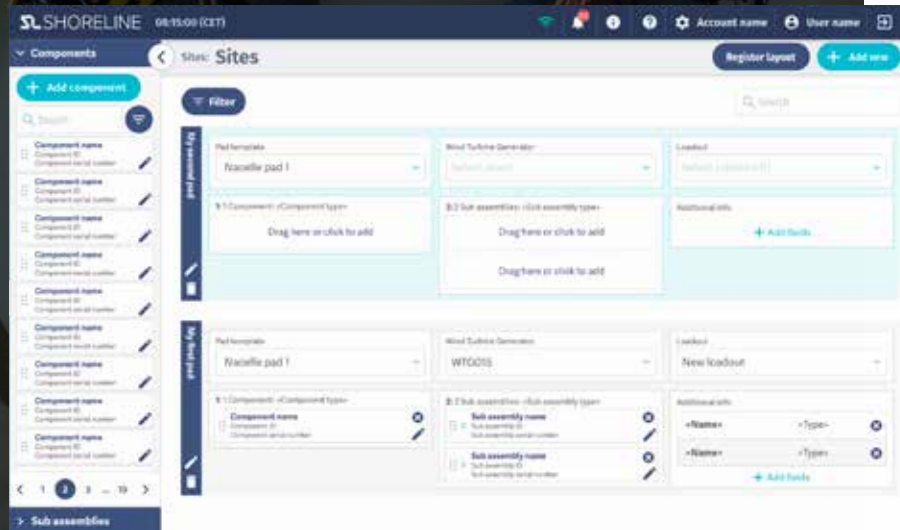


ASSEMBLY STRUCTURE

Assign position IDs, and build hierarchical assembly structures to locate work, optimize downtime and monitor maintenance records.

Project assembly and loadout

Digitally create and share industry standard reports and business cases with clients or management to gain insights and uphold transparency.



ASSET BLUEPRINTS CONFIGURATION

Build blueprints for various assets to define component and subassembly types.



EASY PAD ASSEMBLY

Simplify pad assembly within a drag 'n' drop interface including blueprints and templates.

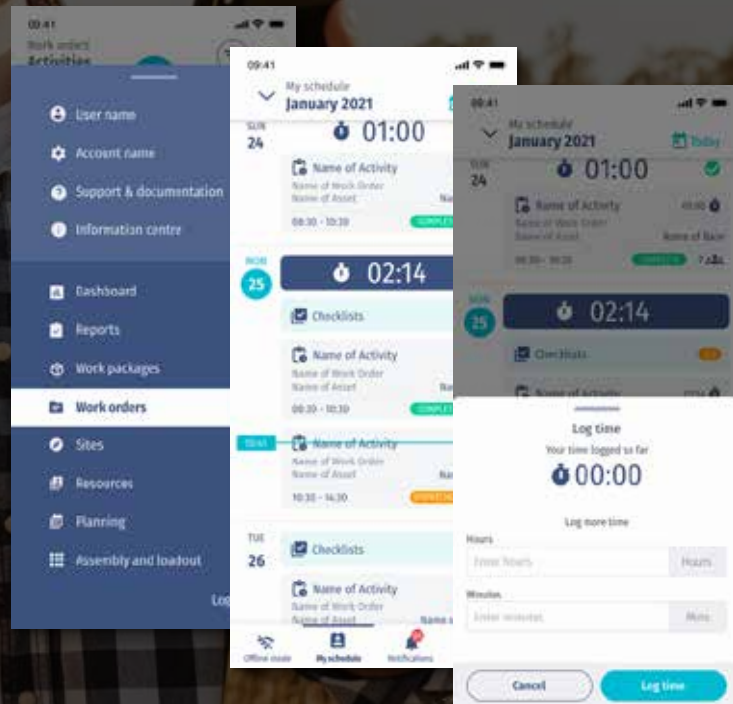


CENTRAL LOADOUT MANAGEMENT

Manage and register loadouts for various projects and sites from one unified interface.

Offline and mobile access

Schedule, log time, and generate reports, work orders and checklists from nearly any location or device.



MOBILE AND TABLET CONNECTIVITY

Remotely register activities, defects and NCRs, complete checklists, upload photos, report adverse events and complete work forms via mobile or tablet.



ACCESS SCHEDULES

View assigned activities, location, work, and team details in one easy to use calendar view.



REMOTE TIME LOGS

Offline access allows technicians to immediately log activity on location.



Unite and empower your data

Make your data deliver with intelligent solutions that integrate with your trusted systems and give your organization the power to streamline operations and eliminate data silos with plug 'n' play resource management tools.



GENERIC APIs

Safely integrate data from your trusted systems with secure, generic APIs and 3rd party integrations.



AGGREGATE DATA SOURCES

Maximize resource utilization, increase production volume and PBA, and automatically generate manifests, calculate contractual bonuses, and dispatch work orders.



MAINTAIN LIBRARY DATA

Create and maintain a comprehensive library of vessels, helicopters, and ports, as well as weather, maintenance and reliability data.



CROSS-PROJECT DATA SHARING

Ensure project accuracy throughout the asset lifecycle with shared data across project teams.



MULTIPLE LANGUAGES

Translate between languages on demand in one simple step.



Technical Specifications

Engineered to support broad browser compatibility and cloud hosting services with built-in, water-tight security features.



CROSS-BROWSER COMPATIBILITY

Full support in Chrome, Edge, Safari and Firefox.



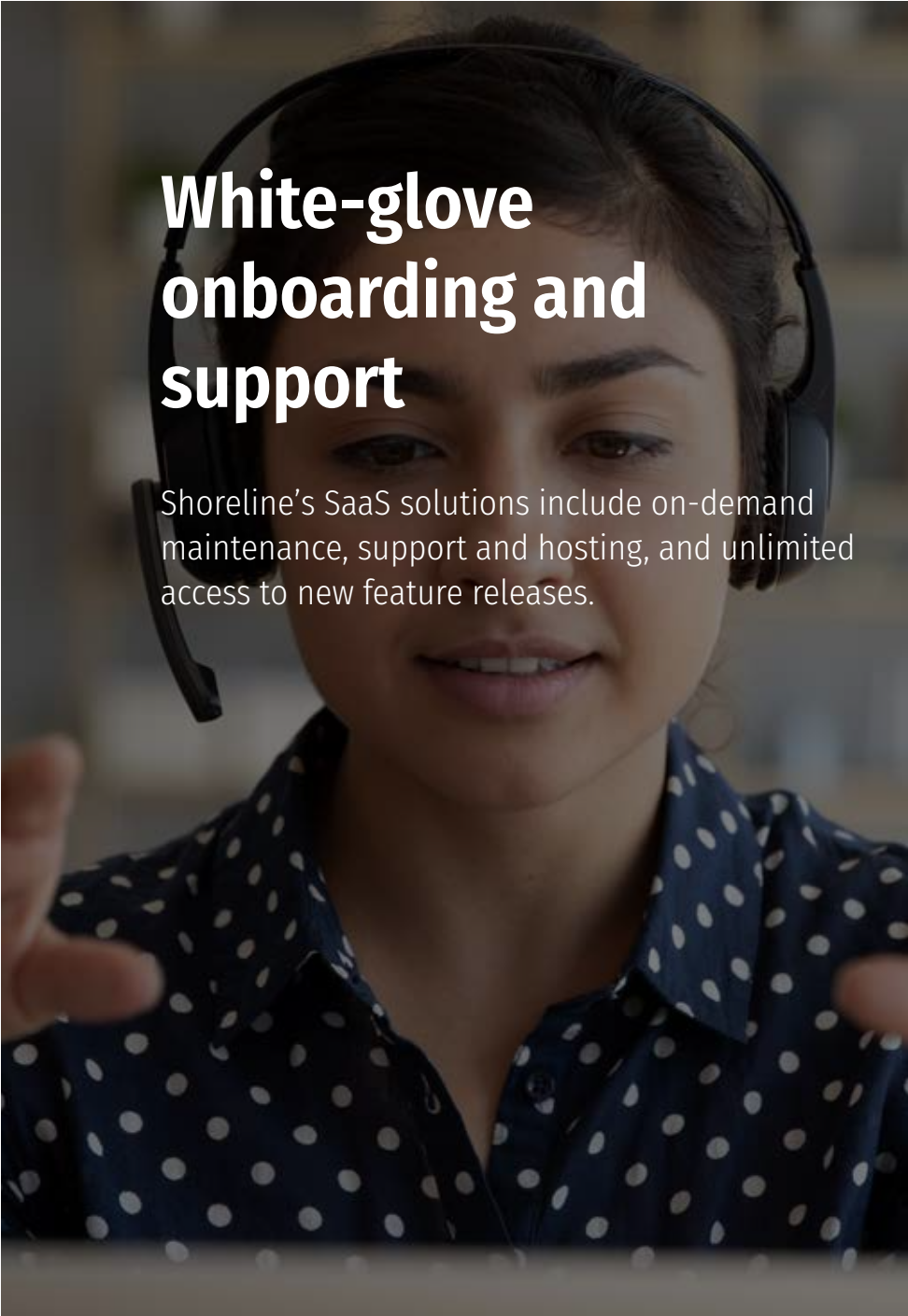
ADVANCED AWS HOSTING

Amazon Web Services in Europe (Frankfurt) and fully redundant setup with multiple availability zones and infrastructure as code.



BUILT-IN SECURITY

Single-tenant company specific and isolated private cloud complete with enterprise-grade data security and GDPR compliance.



White-glove onboarding and support

Shoreline's SaaS solutions include on-demand maintenance, support and hosting, and unlimited access to new feature releases.



24/7 MULTILINGUAL SUPPORT

Round-the-clock, multi-language access to our team of experienced wind industry experts via chat, email, phone, and even on-site whenever possible.



PROJECT MANAGEMENT

Dedicated project management from system Implementation through onboarding.



CUSTOMER SUPPORT MANAGEMENT

Dedicated customer support manager (CSM) representative for the duration of the subscription.



TRAINING AND ADMIN SUPPORT

Site (back office and on-premise) training and administrative support.



ONLINE TRAINING MATERIALS

Comprehensive online knowledge library and training materials.



MICHAEL BJERRUM

Chief Commerical Officer
bjerrum@shoreline.no | www.shoreline.no
